




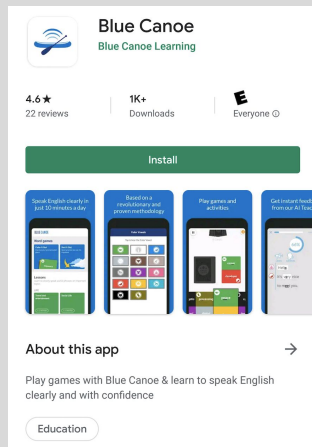
# Getting Started with Blue Canoe

## Search for Blue Canoe in your app store

iPhone - Click "GET" to download

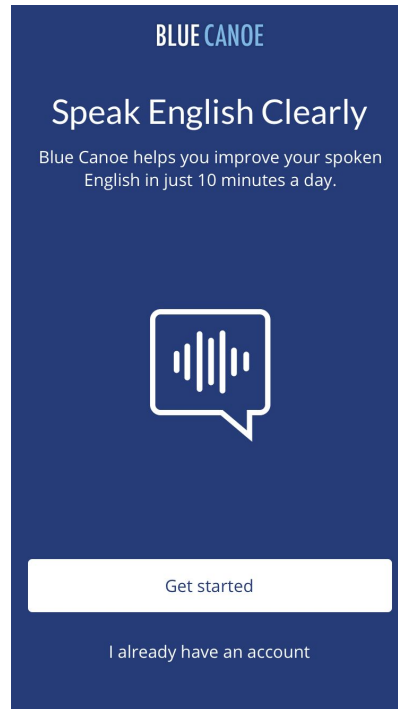


Android - Click "INSTALL" to download

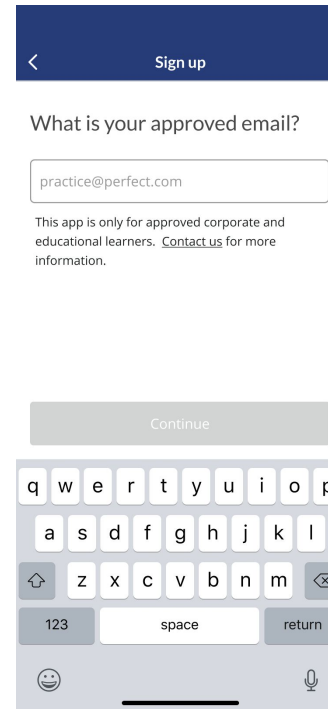


## Sign Up

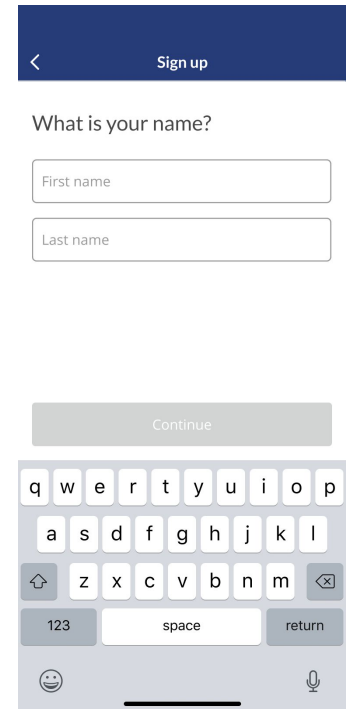
a. Click "Get started"



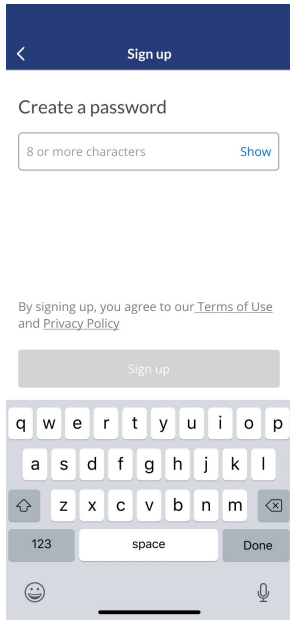
b. Type your email address. It is case sensitive and must be the address submitted to Blue Canoe by your company/school.



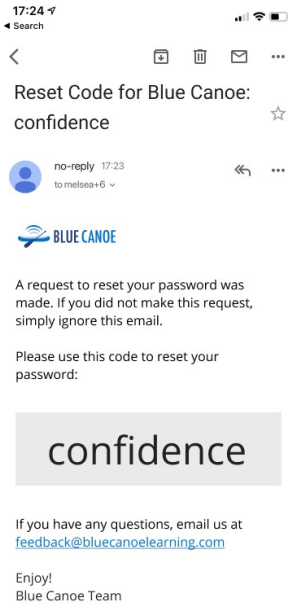
c. Type your name.



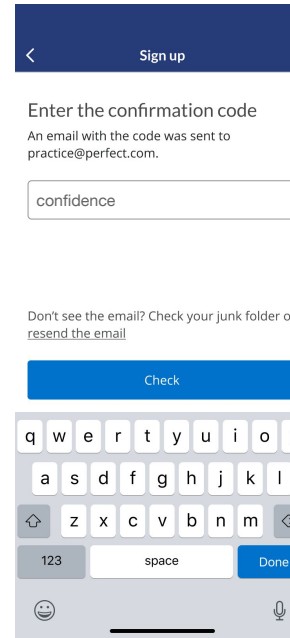
d. Type a password with at least 8 characters.



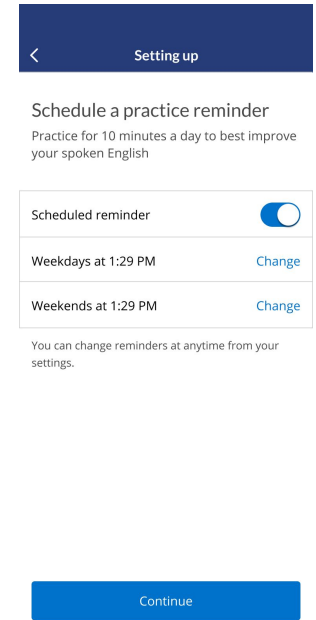
e. You will get a message to check your email for a confirmation code. Open the email. Hold your finger over the Code to select it, then click Copy (or memorize it).



f. Hold your finger over the field and then click PASTE when the menu appears (or enter the code on the keypad)



g. Regular practice is how you will improve. Select a time to receive a daily reminder to practice.



# Congratulations! You are signed up. Now you can start to play and improve with Blue Canoe.

- a. Start by orienting yourself to the Color Vowel System. It is our methodology for teaching spoken English. Watch our videos for mini lessons.
- b. Play a game of Color It Out every day.
- c. Practice for 10 minutes a day using Today's Plan.
- d. Play Sort It Out. You must play Color It Out 3 times to unlock Sort It Out.
- e. Use the dictionary when you have a word you don't know how to pronounce.

