




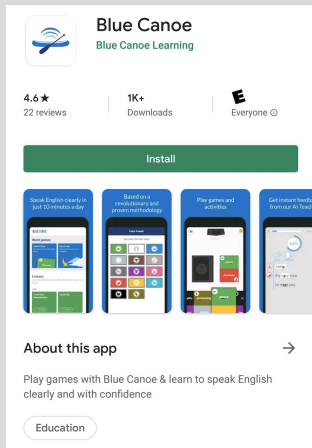
# Getting started with Blue Canoe

## Search for Blue Canoe® in your app store

*iPhone - Click "GET" to download*

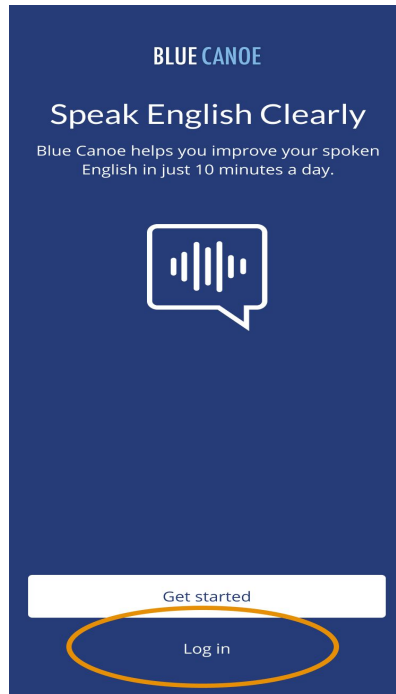


*Android - Click "INSTALL" to download*

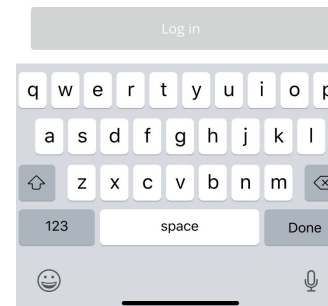
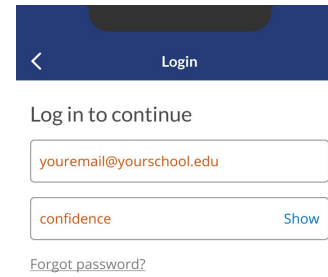


## Sign Up

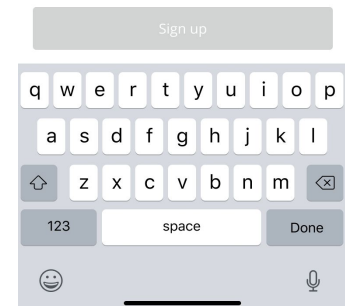
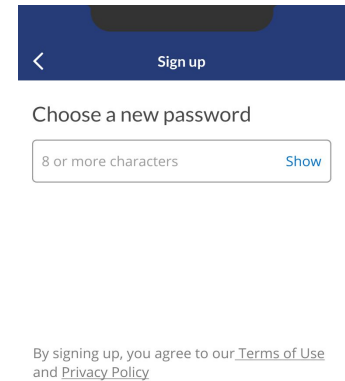
a. Click "Log in"



b. Type your email address and "confidence" as the temporary password. Both are case sensitive. Email address must be the address submitted to Blue Canoe by your company/school.



c. Type a password with at least 8 characters



d. Type your first and last name

The screenshot shows the 'Account setup' screen with a back arrow on the left. The title is 'Account setup'. Below the title is the question 'What is your name?'. There are two input fields: 'First name' and 'Last name'. The 'Last name' field has a 'Show' link to its right. Below the input fields is a 'Continue' button. At the bottom, a mobile keyboard is visible with a 'Done' button.

e. Select your native language

The screenshot shows the 'Account setup' screen with the title 'Account setup'. Below the title is the question 'What's your native language?'. A subtext says 'Help us give better and more specific feedback.' Below that is a search bar with the text 'Find language' and a microphone icon. A list of languages is shown: Afrikaans, Albanian, Arabic, Armenian, Azerbaijani, Basque, Belarusian, Bulgarian, and Bosnian. At the bottom is a 'Continue' button.

f. Regular practice is how you will improve. Select a time to receive a daily reminder to practice.

The screenshot shows the 'Account setup' screen with a back arrow on the left and a 'Skip' button on the right. The title is 'Account setup'. Below the title is the question 'Schedule a practice reminder'. A subtext says 'Practice for 10 minutes a day to best improve your spoken English'. Below that is a 'Scheduled reminder' section with a toggle switch that is turned on. There are two options: 'Weekdays at 1:29 PM' and 'Weekends at 1:29 PM', each with a 'Change' link. Below this is a note: 'You can change reminders at anytime from your settings.' At the bottom is a 'Continue' button.

**Congratulations! You are signed up.**  
**Now you can start to play and improve with Blue Canoe.**

Using the tabs at the bottom to get around:

- Start by orienting yourself to the Color Vowel® System. It is our methodology for teaching spoken English. In "More," watch our videos for mini lessons.
- Practice daily using *Today's Plan*. It takes about 10 minutes.
- To unlock *Sort It Out*, you must play *Color It Out* three times.
- Use the *Blue Canoe Dictionary* when you have a word you don't know how to pronounce.

